

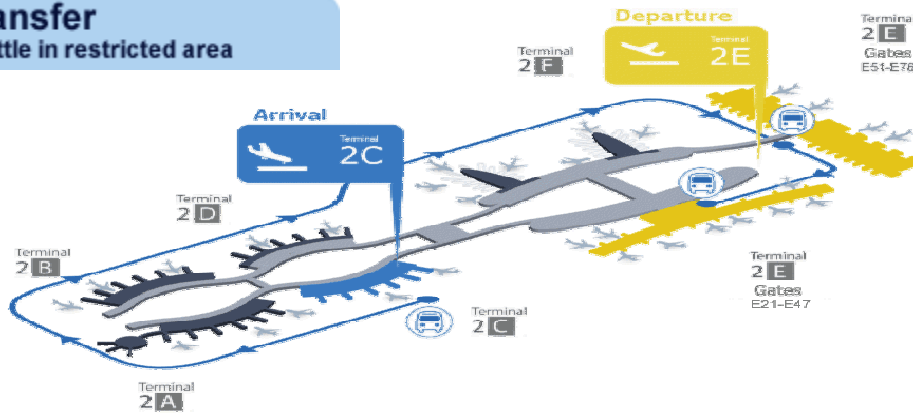
# Paris-Charles de Gaulle transfers

Arriving from  
and departing for

Bangalore  
US


at Terminal 2C  
from Terminal 2E

 **Transfer shuttle in restricted area**




-  Transfer counter
-  Elevator
-  Conveyor belt
-  Escalator
-  ATM
-  Bureau de change
-  Cafeteria, Restaurant
-  Pharmacy
-  ADP Information
-  Train station



Upon leaving the aircraft  
Follow the  transfer sign  
Follow the signs for Terminal 2 EF  
Go past the transfer counter  
Follow the signs for Terminal 2EF  
Go to the lower level using the escalators, stairs or elevators  
Take the transfer shuttle  
The shuttle journey takes around 19 minutes  
This shuttle includes 2 stops for Terminal 2E. Check your boarding gate number on the "departures" screens before you board



Terminal 2E (Gates E51-76)  
Upon leaving the transfer shuttle  
Follow the  transfer sign  
Follow the signs for Gates E51-76  
Go to the upper level via the escalators  
Go to the boarding lounge



Terminal 2E (Gates E21-47)  
Upon leaving the transfer shuttle  
Follow the signs for Gates E21-76  
Go to the upper level via the escalators  
Go past the transfer counter  
Turn left and go through the glass door  
Turn left and follow the signs for Gates E21-47  
Turn right and go through the security check  
Go to the boarding lounge